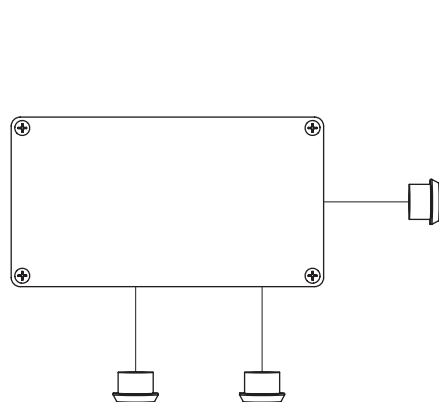
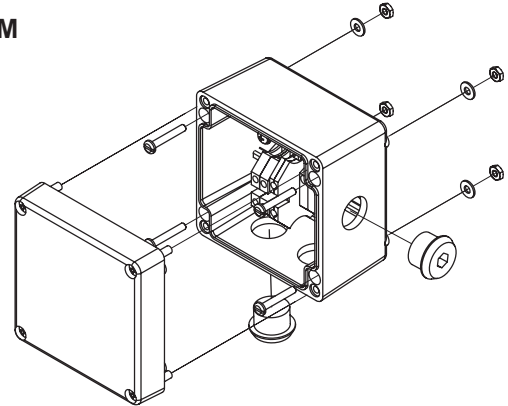
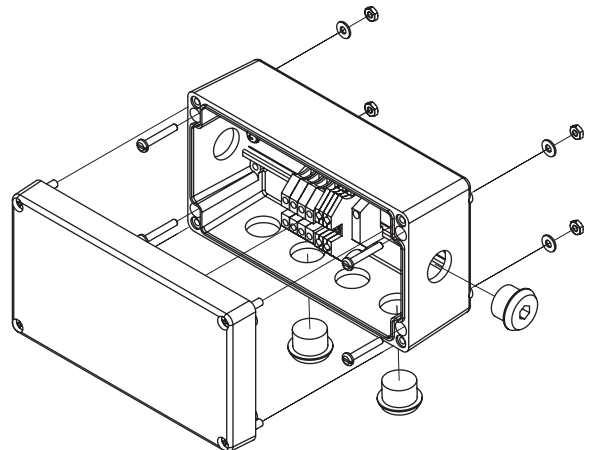


2JM



3JM



Specifications

2JM	122 x 120 x 90MM Junction Box with 3 M25 openings (1 Plugged) DIN Rail with 3 Lugs.
3JM	220 x 120 x 90MM Junction Box with 6 M25 Openings (3 Plugged) DIN Rail with 2 ea. Ground & L1 L2 Terminals with Jumpers.
TB2	Additional Set of DIN Rail Terminal Blocks and Jumpers. Includes One Each L1 and L2 Terminals and Two Dual-Span Jumpers.
TB4	Additional Set of DIN Rail Terminal Blocks and Jumpers. Includes Two Each L1 and L2 Terminals and Two Quad-Span Jumpers.
Protection Rating	EExe II T6 IP67